

PURPOSE-BUILT FROM THE GROUND UP



835E MATERIAL HANDLER



Cummins QSL9, Tier 4F
305 HP (224 kW)



Rubber Tired (M) - 100,000 lb (45,360 kg)



Crawler (R-HD) - 120,151 lb (54,500 kg)

SENNEBOGEN®

Purpose-Built – To Suit **Your** Purpose

By building simply, we can build flexibly.

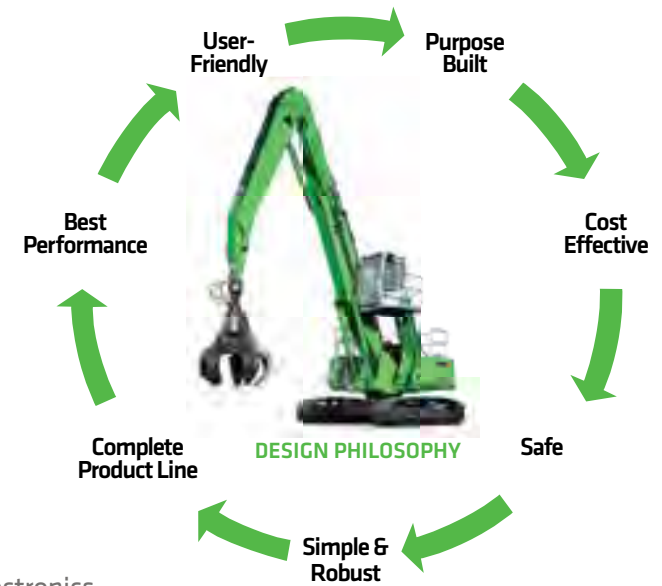
The design and manufacture of every SENNEBOGEN material handler begins with you, our customer, and the challenges you face every day. Our singular focus leads us to the simplest, most efficient engineering solutions.

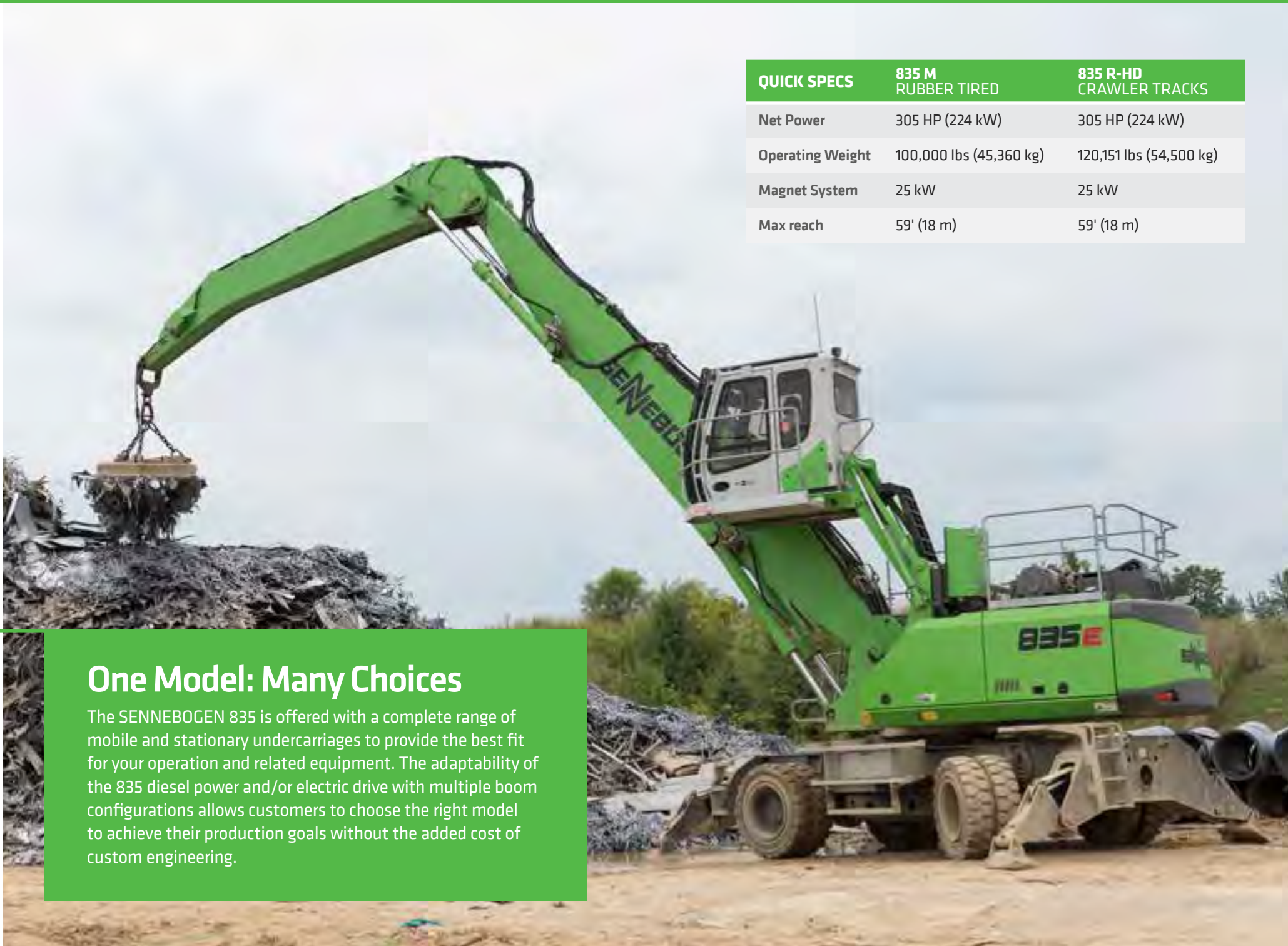
To meet our commitment to customer needs, the simplest solution is to engineer machines that adapt easily to their intended purpose:

- Interchangeable components across multiple platforms
- Industry-standard service parts
- Intelligent hydraulics in place of complex electronics
- Robust structures matched to heavy loads and stresses

Now in our third generation as a family-owned business, SENNEBOGEN takes pride in taking a personal interest in the needs of our customers. By listening and responding to their requirements, we have continuously delivered the world's best material handling solutions since 1952.

When you purchase a SENNEBOGEN machine, you'll know it was purpose-built for you, **from the ground up**.





QUICK SPECS	835 M RUBBER TIRED	835 R-HD CRAWLER TRACKS
Net Power	305 HP (224 kW)	305 HP (224 kW)
Operating Weight	100,000 lbs (45,360 kg)	120,151 lbs (54,500 kg)
Magnet System	25 kW	25 kW
Max reach	59' (18 m)	59' (18 m)

One Model: Many Choices

The SENNEBOGEN 835 is offered with a complete range of mobile and stationary undercarriages to provide the best fit for your operation and related equipment. The adaptability of the 835 diesel power and/or electric drive with multiple boom configurations allows customers to choose the right model to achieve their production goals without the added cost of custom engineering.

Power

With their purpose-built lifting capability and engineered *eGreen* efficiency, SENNEBOGEN material handling machines reduce both your operating costs and your environmental footprint whether you choose diesel power, electric drive or a combination of the two.

Cab Configurations

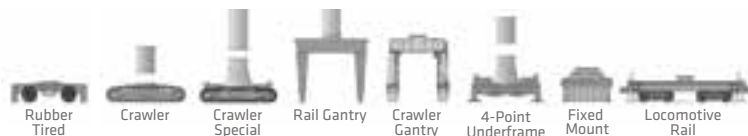
The elevating Maxcab, now with bulletproof windshield and skylight as standard equipment, allows an unobstructed view in all directions for increased safety and productivity, even under harsh and adverse conditions. Optional features include:

- Windshield protective guard
- Skylight protection guard and/or FOPS guard
- Floor window



Platforms

The modular machine design of the 835 adapts easily to any required mounting for gantries, rail cars, barges and ship applications.









Booms and Sticks

A wide choice of powerful boom and stick configurations allows the 835 to adapt easily to the specific lift and reach requirements of your operations.

Attachments

SENNEBOGEN grapples and magnets complete your purpose-built solution with the same reliability as our 835 material handling machines. Your machine will also accept a full range of standard attachments from all brand-name manufacturers including:

-  Orange Peel Grab
-  Log Grapple
-  Clamshell
-  Lifting Magnets
-  Mobile Shear Types
-  Waste/Trash Grapple

* SENNEBOGEN magnet systems are powered by Baldor generators with Hubbell controllers

UNDERCARRIAGE

Stable footprint

The centered point of rotation for the swing bearing allows for 360° equal lift capacity

Swing system

The large-diameter slewing ring provides excellent cycle times and swing torque for large loads

Multiple platforms

The modular 835 is designed to adapt to standard wheeled, tracked and pedestal mounts

CAB

Elevating Maxcabs

Various cab configurations maximize safety, loading accuracy and stability. Optionally available with an elevated fixed cab

Joystick steering

Unobstructed view for operator with highly responsive control

SENCON

Advanced diagnostic system with user-friendly multi-colored interface, available in multiple languages

Entry/exit

Maxcab sliding door with permanent catwalk for safe, easy entry and exit

Superior visibility

Large bulletproof glass front window and skylight as well as large side windows supplemented by 2-camera system are standard. Also available with glass floor

HYDRAULIC SYSTEM

Purpose-built design

Fully hydraulic controls require no special software to troubleshoot and all test ports are easily accessible in one place

Convenient servicing

All test ports are easily accessible in one place

HydroClean filtration

3-micron oil filtering with 99.95% efficiency absorbs water, prevents acid generation

UPPER CHASSIS

Upper carriage

Guarding surrounds upper deck to enhance safety for service technicians

One-piece center frame

Optimizes distribution of stresses and machine balance from boom pivot to counterweight

Reversible fan

Closed circuit drive with axial displacement pump allows fast change between normal and reverse

OSHA-compliant

Continuous 3-point contact access to upper deck with handrails and guarding from ground to cab

Longitudinal engine mount

Allows safe and easy access and unequalled fuel efficiency due to efficient cooling

Automatic lubrication

Extend component life with no waste, no spill hazards

BOOM & STICK

Limit switches

Limit switches on the boom and stick cylinders prevent high pressure peaks to provide a cushion for rod movement and prevent attachments from colliding with the cab

Boom pivot

Purpose-designed boom mounting point on the chassis for enhanced balance and lifting capacity

Cylinder protection

The boom and stick have been designed specifically for material handling applications. Hydraulic cylinders are mounted and protected by an open box frame to ensure uptime

SAFETY

Safety rails

Full guarding on upper decks provide safety for technicians on North Americans models

Fuses and relays

All fuses and relays are clearly labeled and easily accessible in a centrally located terminal box

Sliding door

The door slides open for safe ease of entry and exit from the cab

Bulletproof glass

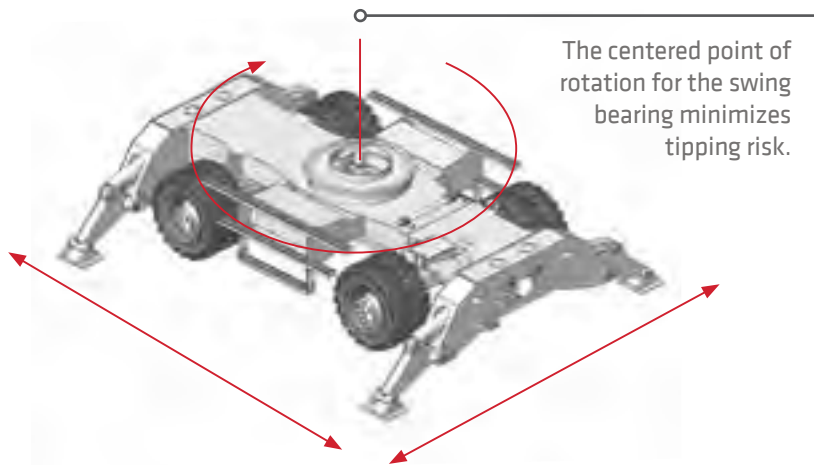
Bulletproof windshield and skylight are standard on all new SENNEBOGEN models

Health & Safety: The First Step To Productivity

SENNEBOGEN is renowned as the industry leader in preventing downtime, and in protecting people.

Safety-conscious producers look for equipment that prevents liability costs and protects their most valued assets. SENNEBOGEN works closely with the operators and technicians who know our equipment best, and we listen to their ideas to make our machines the safest on any jobsite.

That's why ease of access, ground-to-cab guarding, sliding door cab entry, 360° visibility, battery disconnect switch and travel alarm are all standard features of your 835.



Dual cameras with views to the rear and to the right side are standard equipment.

Various optional guarding packages available to meet industry safety requirements.



Bulletproof windshield and skylight are now standard on all new SENNEBOGEN material handlers.

Safe access to the upper deck is achieved with a permanent 3-point contact ladder with railings.

Handrails around the upper deck and anti-slip walking surfaces provide a safe working environment for service and maintenance crews.



All high pressure hydraulic hoses in the engine compartment are secured in sleeves to protect service personnel.





Maxcab's sliding door and guarded permanent catwalk provides the safest entry and exit in the industry.

**SENNEBOGEN's
Maxcab puts you in
the driver's seat for
jobsite safety.**



All daily service is completed at ground level with easy access to all maintenance points.

Accessible safety switches including emergency shut-off, battery disconnect and travel alarm.



Maxcab's maximized window area and elevating mount gives the operator an unobstructed wide-angle view of the work zone.

Intuitive joystick controls connect the operator seamlessly to the industry's most responsive hydraulic system for precise, easy handling.

Ergonomic comfort and climate control features keep operators alert, adapting to individual preferences to fight fatigue through long shifts.


Good For The Environment. Easy On The Budget.

SENNEBOGEN 835 E-Series material handlers lead a new generation of machines that are both cost-saving and environmentally-friendly.

Creating a truly “green” machine takes more than a new energy-saving device. Our “Green Efficiency” solution is built on layers of smart engineering and system innovations aimed at doing more with less. The 835 E material handlers reduce your costs and environmental footprint with multiple SENNEBOGEN initiatives.



Optional electrically powered eGreen models achieve an additional 50% reduction of energy costs over diesel models, along with low noise and vibration-free operation.



Longitudinally mounted engines provide a natural, flow-through air tunnel for efficient cooling and additional fuel economy, while adding structural strength to the upper carriage from boom pin point to counterweight.



The large reversing fan provides up to 45% more of the cooling surface than comparable machines.

Operating ECO Mode	Automatic Idle		Stop
1800 ECO min ⁻¹	1400 min ⁻¹	800 min ⁻¹	0 min ⁻¹
0 s	5 s	8 s	5 min

Along with saving fuel costs, electric-drive models reduce operating costs. With no engine servicing required and no downtime to refuel, machine availability is increased and environmental exhaust is completely eliminated.

3 WAYS TO SAVE ON DIESEL

- With the new ECO mode switch turned on, the 835 operates normally but engine speed is reduced from 1,800 rpm down to 1,400 rpm.
- The 835 E Series includes an automatic idling mode that reduces engine speed to 40% of working speed. In operations where a wait time of 8 seconds or more is involved, such as loading trucks or feeding shears and shredders, the RPMs will drop to a fuel efficient 800!
- The automatic stop function switches the engine off completely if no power is required in a specified time.




Attention To Details Makes Us Stronger

Strong-and-smart SENNEBOGEN machines stand up to your toughest and grittiest work environments.

Reliability and durability are engineered into the details of your 835, from heavy-duty structural components to natural flow-through engine cooling. Each of SENNEBOGEN's manufacturing, fabrication and assembly facilities is ISO-certified to deliver the same outstanding quality in every machine, every time.

By going to work every day, and staying on the job year after year, your 835 is built to deliver the best return on your equipment investment.



The swing bearing is equipped with automatic lubrication to withstand extreme 360° duty cycle operation.



A continuous flange ring reduces stress and improves distribution of swing loads to the under carriage.

The upper carriage is built around a large, continuous one-piece center frame for added structural strength and improved air flow.

Fully hydraulic controls require no special software to troubleshoot and all test ports are easily accessible in one place.



Fabricating booms and sticks in our own shops lets SENNEBOGEN eliminate welding stresses inside the box structure and maximize service life.



The reversible cooling fan quickly cycles to reversing mode to clear out dust and debris, even in the most challenging work environments.



Low-vibration engine mounting reduces wear on components and lowers sound levels.

Proven Uptime

To find out how to make SENNEBOGEN machines easier to maintain than any other material handler, we ask the experts...

... we talk to the technicians who actually service our equipment.

Our own support team, our instructors, our dealers and customers are all in constant contact to troubleshoot problems and find permanent solutions. Even our senior management and the Sennebogen family take a hands-on approach to product improvement, meeting customer mechanics and operators in their own shops and yards.

Their innovative ideas help us to deliver machines that spend more time on the job, and less time in the shop.



SENNEBOGEN Uptime Kits, matched to specific service tasks and machines. Hundred of assorted parts, connectors, fittings, electrical components are easy to locate and access.

In the shop or in the field, these fully stocked kits bring together all the parts and material required for a specific service need, conveniently sorted and organized in one place.



With no bypass in the fluid circuit, SENNEBOGEN's HydroClean system continuously protects hydraulic components with industry-leading 3-micron oil filtration.



Solid steel top-opening compartment access doors on the sides top of the upper deck and above the engine compartment maintain a secure fit, even after repeated opening for service access.



Automatic central lubrication, standard on all SENNEBOGEN machines, saves servicing time every day while improving component lifecycles.



SENVARD

The advanced SENCON diagnostic and reporting system presents a multi-colored user-friendly interface, now available in multiple languages.



All the fuses and relays are in a centrally located box for easy access. Test and service points are conveniently arranged together behind the cab and within reach from ground level.



Simple hydraulic controls replace complex electronics, so the 835 requires no special software or “black box” components to troubleshoot your machine.

Our Commitment To Your Business

SENNEBOGEN's investment in service support is unmatched in the industry, providing the capabilities and resources to build success for our customers.

- Our headquarters in Stanley, NC is a 100,000 sq. ft. (9,300 m²) multi-purpose facility dedicated to supporting SENNEBOGEN material handlers throughout the Americas.
- Our coast-to-coast network of factory-trained distributors and technicians sets the industry standard for outstanding field service.
- SENNEBOGEN application specialists provide customers and dealer sales staff with expert insight into the unique challenges.
- Our in-house engineering services respond quickly to customer needs for unique solutions.

Our large parts warehouse maintains inventories of service parts and replacement components for all of our fielded machines, from O-rings to engines, axles and complete boom and stick assemblies.





Training Center of Excellence

The dedicated Training Center in our North American head office complex provides primary and advanced courses. Offered free of charge for our dealers and their customers, the Training Center has working units, demonstration modules and is staffed with professional trainers each with many years of in-field experience and hands-on knowledge.

Visit us online at www.sennebogen-na.com/training

Purpose-built for America's Best-Trained Technicians

The main demonstration bay allows hands-on access to machines while the meeting rooms and classrooms are all equipped with the technology required for today's interactive instruction methods.

Truly a Center for developing excellence in service and support for dealer and customer personnel, the SENNEBOGEN Training Center has earned accolades for the quality of the instructors, facilities and materials.



5 Day Course

Service Level 1

Min 6 / Max 10 Students per class

Required: Basic Technical Knowledge

Course Content:

- Machine Safety, Operation & Functions
- Preventive Maintenance
- Read & Understand Hydraulic Schematics
- Read & Understand Electric Schematics
- Basic Trouble Shooting:
 - Magnet System, Hydraulics, Electrics

Offered in English and Spanish sessions

Course fees: No charge to SENNEBOGEN dealers, staff and customers.

ALL TRAINING COURSES AVAILABLE FREE

Service Level 1 D-Series

Service Level 1 E-Series

Service Level 2 E-Series

Parts Training

Operator Familiarization

5 Day Course

Service Level 2

Min 4 / Max 6 Students per class

Required: Completion of Level 1 Class

Course Content:

- Remote Trouble Shooting
- Component Training & Repair
- Failure Analysis
- In-Depth Trouble Shooting
 - Magnet System, Hydraulics, Electrics

Offered in English and Spanish sessions

Course fees: No charge to SENNEBOGEN dealers, staff and customers.

Level 2 classes are smaller & more intensive & build on Level 1.

Purpose-Built Facilities

With nearly 1,000,000 sq. ft. (93,000 m²) of production space in our four manufacturing facilities, every step of production at SENNEBOGEN is planned to serve individual customer needs. Every critical component and process is completed in-house to assure quality, efficiency and flexibility on the production line.

- We fabricate our own booms and sticks
- Our line-up is based on a full line of interchangeable platforms
- Our plants are designed to customize each machine, built-to-order
- Your machine is fully inspected and live-tested before it leaves the factory




Our four factories in Europe support the full range of capabilities for SENNEBOGEN to machine, fabricate and assemble all major components to our own standards, in-house.

(Pictured here is our main plant in Straubing, Germany)



Modular components used across multiple products allow SENNEBOGEN to deliver purpose-built machines competitively. Shared systems also streamline aftersale parts inventories for customers and their local SENNEBOGEN distributors.





Every configuration of a SENNEBOGEN begins as an identical machine up until the final stage of assembly. The unit is then mounted on your choice of undercarriage or platform, and completed with your preferred equipment and choice of cab.

The Right Tools For Every Job Ensures Maximum Uptime

Keep your 835 E “purpose-built” from end to end with your choice of genuine SENNEBOGEN attachments.

SENNEBOGEN grapples and lifting magnets are all heavy-duty production-rated tools, built to SENNEBOGEN’s exacting standards for reliable, efficient service. Specified to match the fittings and power ratings for your SENNEBOGEN material handler, these attachments ensure that you always get the most productivity from your machine.

Available only from your authorized SENNEBOGEN dealer, *green machine* attachments qualify as part of your total SENNEBOGEN Capital financing package.



Orange Peel Grapples

Built to grab and hold large loads efficiently, with easy handling and reliable service

- Rotator design with 360° rotation
- 4-tine and 5-tine scrap grapples from .5 to 5.0 cu. yd.



Lifting Magnets

Made-in-America magnets engineered to operate 24/7 with consistent lifting strength throughout every working shift

- Deep field and extra deep field models with aluminum or copper coils
- All common sizes from 30” to 72” (762 mm to 1,828 mm)



Waste Grapples

Extra wide jaw and elongated head structure to grab large loads in transfer stations and wood waste handling

- Heavy-duty 5,000 PSI hydraulic cylinders
- Load capacity 0.4 and 0.6 yard



Mag Grapples

Combination 4-tine grapple and magnet to sort and separate scrap metals from mixed loads and debris

- 360° rotation; designed for both high radial and axial loads
- Grapples from .75 to 1.5 cu. yd. with magnets from 30" to 44" (762 mm to 1,118 mm) diameter



SPECIFICATIONS INDEX

835 M “E”

Technical Specifications	22
Dimensions / Transport Dimensions	23
Lifting Capacities - K16-1	24
Lifting Capacities - K18-1	25
Lifting Capacities - B18-1	26
Lifting Capacities -K16-1 ULM	27

835 R-HD “E”

Technical Specifications	28
Dimensions / Transport Dimensions	29
Lifting Capacities - K16-1	30
Lifting Capacities - K18-1	31
Lifting Capacities - B18-1	32
Lifting Capacities -K16-1 ULM	33

Standard / Optional Equipment	34-35
-------------------------------------	-------





Technical Specifications - 835 M “E”

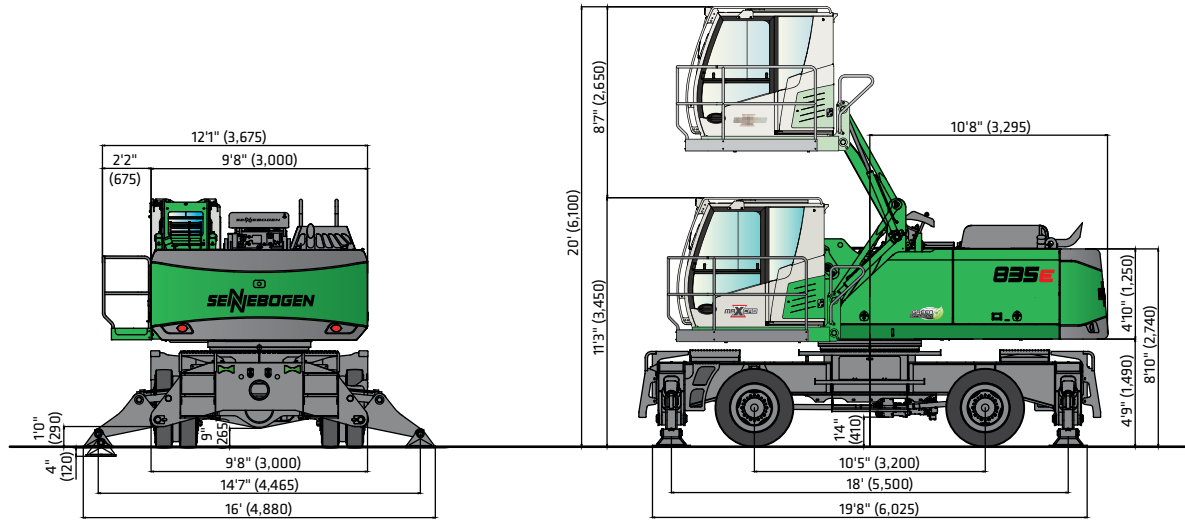
ENGINE	
model	Cummins QSL9-C300
type	in-line, 6 cylinder, cooled exhaust gas recirculation, water cooled
emission	EPA Tier 4 Final
net power	305 HP (224 kW) @ 2,200 rpm
injection	high pressure common-rail
displacement	543.1 cu.in. (8.9 L)
bore	4.49 in (114 mm)
stroke	5.69 in (145 mm)
aspiration	turbo charged, charge air cooled
fuel tank	165 gal (625L)
air filtration	direct flow filtration system dual stage filter with pre-filter
control	integrated ECM automatic idle - stop eco mode
HYDRAULIC SYSTEM	
system type	LUDV load sensing pilot pressure controlled open center
pump type	variable-displacement axial-piston pump
max. pump flow	196 gpm (740 l/m)
max. pressure	5,076 psi (350 bar)
hydraulic tank	132 gal (500 L)
hydraulic system	180 gal (680 L)
filtration	dual filtration system 3 micron (HydroClean)
COOLING	
cooling type	cool-on-demand, suction-type fan system, side by side
hydraulic / water	hydraulic fan drive axial piston pump, reversible fan thermostatically controlled, closed loop system
charge air	direct fan drive

ELECTRICAL	
alternator	100 V/Ah
starter	24 V, 7.8 kW
battery	2 x 12 V, 150 Ah
lights	2 x cab roof, type halogen 2 x frame upper carriage, type H4
SWING SYSTEM	
swing speed	0 - 8 rpm
swing hydraulic	open loop
drive	2 x axial piston motor driving planetary gearbox, integrated brake valves
swing brake	multidisc brake, spring loaded
swing bearing	internal teeth, sealed ball bearing
UPPER CARRIAGE	
design	torsion-free upper frame with continuous bearing-plates for optimal power introduction, precision pivot; excellent design; very low noise emission
TRAVEL / UNDERCARRIAGE	
type	rubber tired MP41E
drive system	all-wheel drive variable displacement motor with dual stage power shift transmission
travel speeds	1 st 0-3.4 mph (0-5.4 km/h) 2 nd 0-12 mph (0-20 km/h)
tires	8 x 12.00-24 (solid rubber)
steering	joystick steering
front axle	oscillating with hydraulic lock, integrated safety check valves
rear axle	fixed
service brake	disc brake
parking brake	wet, multidisc brake spring loaded
safety	travel alarm

REFILL CAPACITIES	
fuel tank	165 gal (625 L)
engine cooling system	15.85 gal (60.0 L)
engine oil w / filter	7.53 gal (28.5 L)
hydraulic tank	132 gal (500 L)
hydraulic system	180 gal (680 L)
swing gear (each)	1.06 gal (4.0 L)
axle hub (front axle)	0.31 gal (1.2 L)
axle hub (rear axle)	0.39 gal (1.5 L)
axle differential (front axle)	6.9 gal (26.0 L)
axle differential (rear axle)	5.1 gal (19.5 L)
axle transmission	0.8 gal (3.0 L)
swing ring lubrication reservoir	0.26 gal (1.0 L)
central lubrication reservoir	5.5 lb (2.5 kg)
diesel exhaust fluid	7.93 gal (30 L)
MAGNET SYSTEM	
rating	25 kW
voltage (magnetized)	230 V
current (cold condition)	109 Amps
controller	Hubbell
generator	Baldor
drive	hydraulic
WEIGHT	
operating weight	100,000 lb (45,360 kg)

Subject to technical modification.

Dimensions - 835 M "E"



	Boom Length	Stick Length	Transport Length (L)	Transport Height (H)	Transport Width
K16-1	29'10" (9,100 mm)	22'8" (6,900 mm)	44'4" (13,500 mm)	11'4" (3,450 mm)	9'10" (3,000 mm)
K18-1	33'2" (10,100 mm)	25'11" (7,900 mm)	47'7" (14,500 mm)	11'4" (3,450 mm)	9'10" (3,000 mm)
B18-1	35'5" (10,800 mm)	25'11" (7,900 mm)	49'6" (15,100 mm)	11'4" (3,450 mm)	9'10" (3,000 mm)
K16-1 ULM	29'10" (9,100 mm)	21'8" (6,600 mm)	44'4" (13,500 mm)	11'4" (3,450 mm)	9'10" (3,000 mm)

transport dimensions valid for boom position 1 only • boom position 2 may increase transport height & transport length • handrails, catwalks & other accessories are disassembled for transportation • *optional cab E300/260 will increase machine transport height by 2" (50 mm)

Lift Capacities - 835 M "E"

Working Equipment K16-1

Reach	51'6" (15.69 m)
Boom	29'10" (9.1 m)
Stick	22'8" (6.9 m)
Boom pos.	1

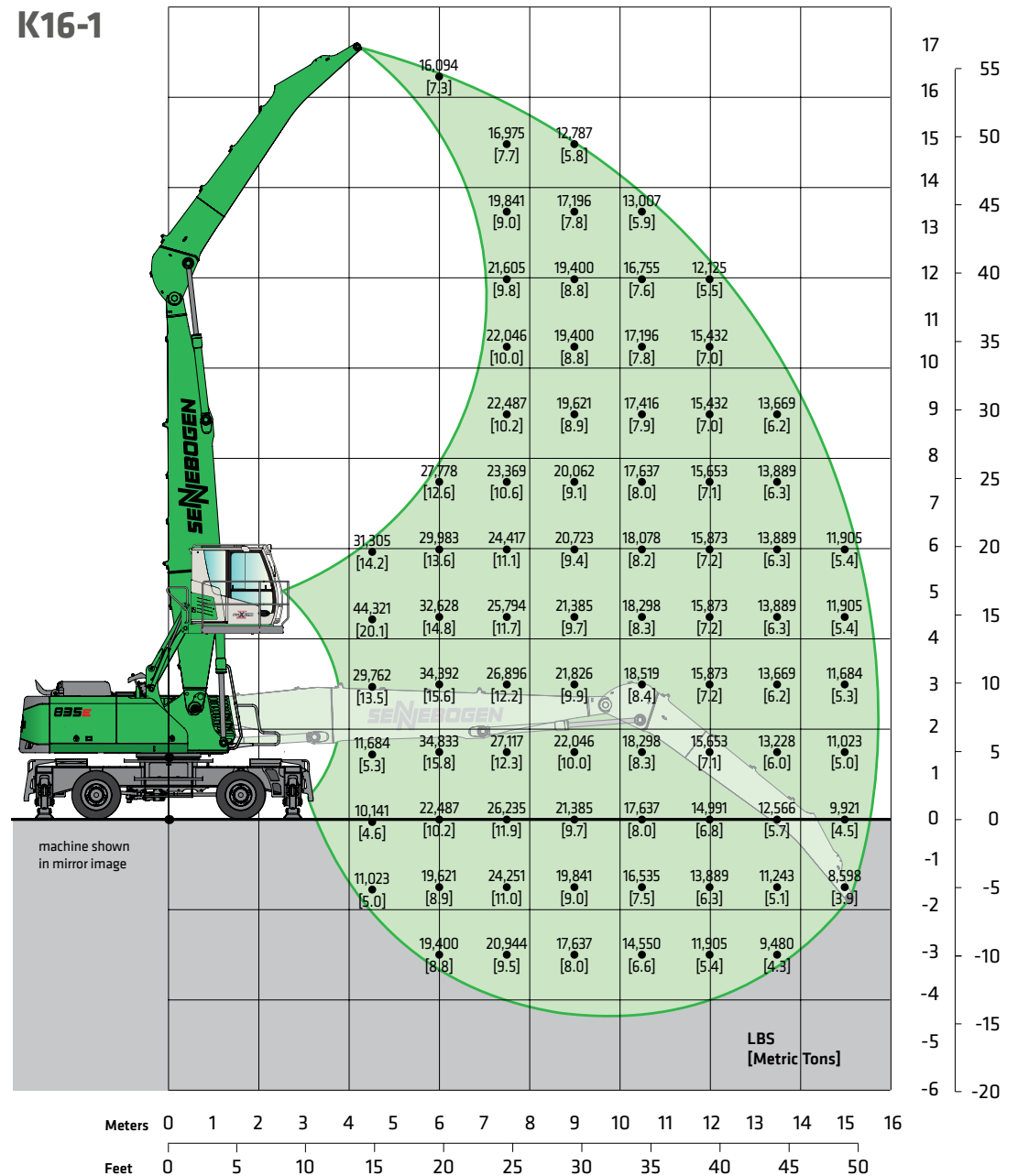
Operator's Cab

Model	E270 Maxcab hydraulic elevating up 8'8" (2.65 m) elevation
Eye level	approx 19' (5.8 m)

Undercarriage

Model	MP41E 4-point outriggers
Tires	8 x 12.00-24 solid rubber

K16-1



Lift capacities are stated in pounds. Values in [] are stated in metric tons. Indicated figures are based on ISO 10567 and do not exceed 75% or tipping and 87% of hydraulic capacity and machine standing on firm, level supporting surface. Loads are valid for 360° with machine support outriggers. Lifting capacities do not include working equipment such as orange peel grapples, magnets, clamshells, etc. The load point is the center line of the attachment pivot mounting pin on the stick. Their weights must be deducted from the numbers indicated in the lift charts. Please contact SENNEBOGEN or your local dealer for optimum attachment selection. The operator / user of the machine should be fully acquainted with the operator's & safety manual provided by SENNEBOGEN. Capacities apply only to the machine as originally manufactured and equipped by SENNEBOGEN.

Lift Capacities - 835 M "E"

Working Equipment K18-1

Reach	57'8" (17.58 m)
Boom	33'2" (10.1 m)
Stick	25'11" (7.9 m)
Boom pos.	1

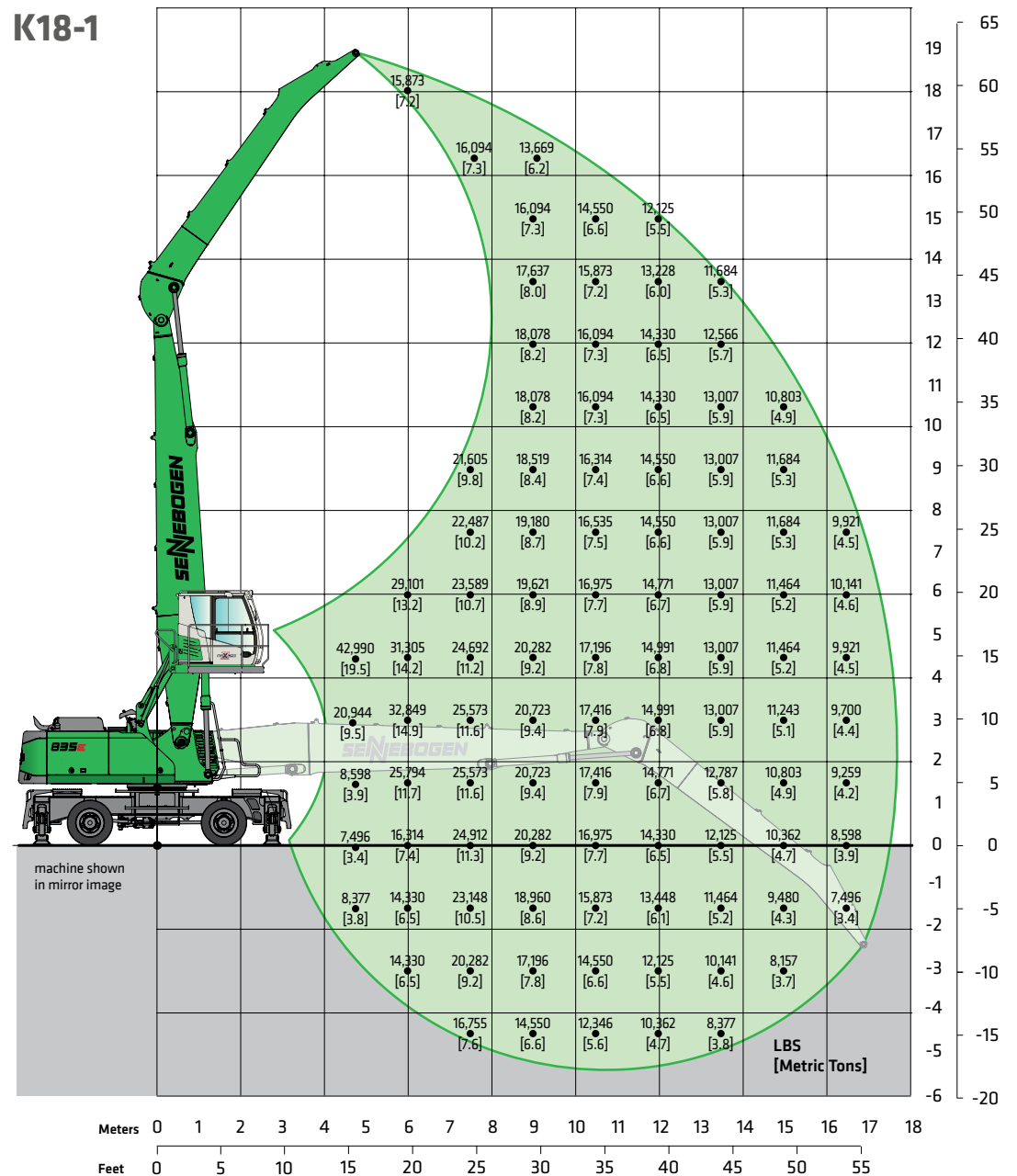
Operator's Cab

Model	E270 Maxcab hydraulic elevating up 8'8" (2.65 m) elevation
Eye level	approx 19' (5.8 m)

Undercarriage

Model	MP41E 4-point outriggers
Tires	8 x 12.00-24 solid rubber

K18-1



Lift capacities are stated in pounds. Values in [] are stated in metric tons. Indicated figures are based on ISO 10567 and do not exceed 75% or tipping and 87% of hydraulic capacity and machine standing on firm, level supporting surface. Loads are valid for 360° with machine support outriggers. Lifting capacities do not include working equipment such as orange peel grapples, magnets, clamshells, etc. The load point is the center line of the attachment pivot mounting pin on the stick. Their weights must be deducted from the numbers indicated in the lift charts. Please contact SENNEBOGEN or your local dealer for optimum attachment selection. The operator / user of the machine should be fully acquainted with the operator's & safety manual provided by SENNEBOGEN. Capacities apply only to the machine as originally manufactured and equipped by SENNEBOGEN.

Lift Capacities - 835 M "E"

Working Equipment B18-1

Reach	58'6" (17.83 m)
Boom	35'5" (10.8 m)
Stick	25'11" (7.9 m)
Boom pos.	1

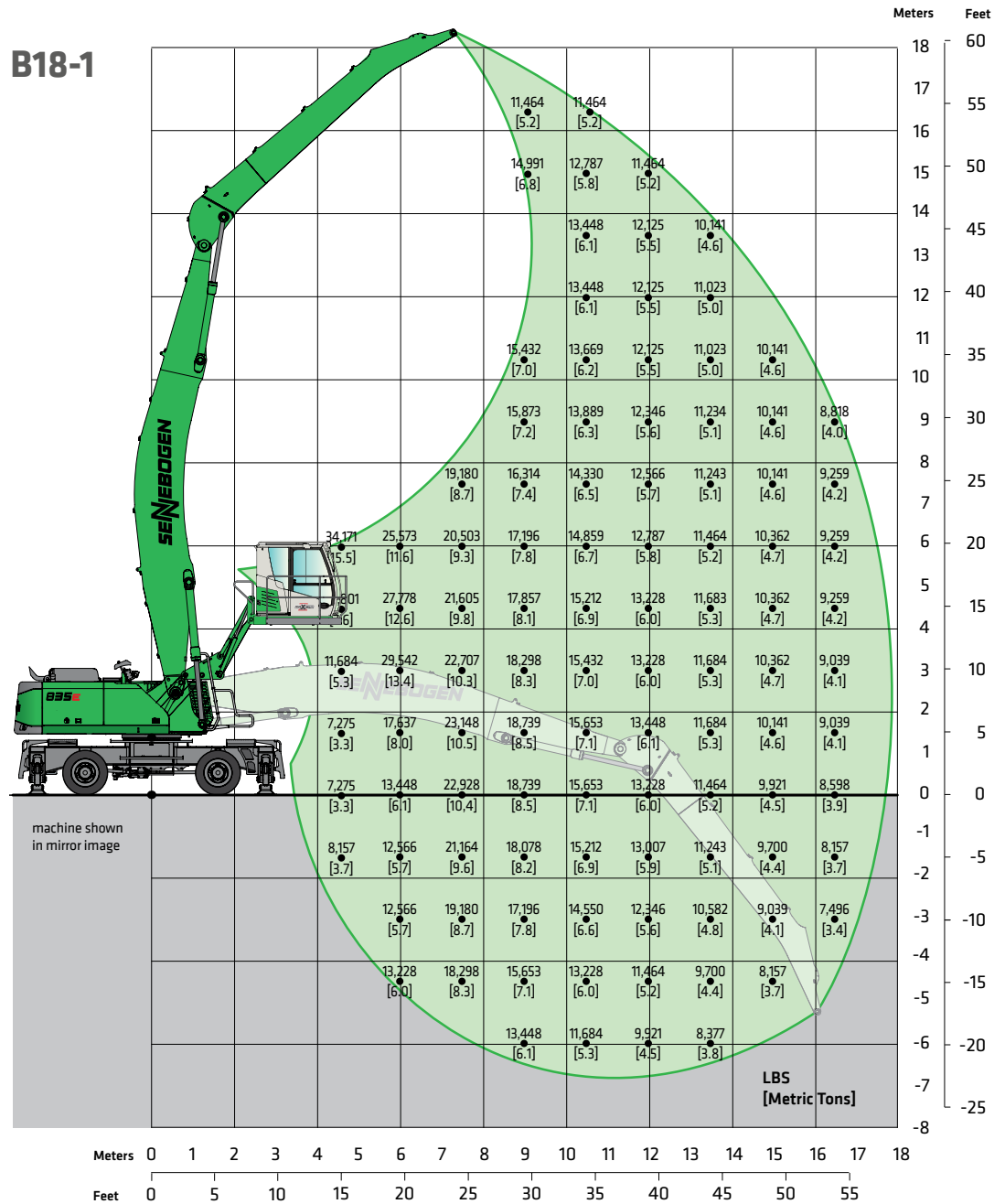
Operator's Cab

Model	E300/260 Maxcab hydraulic elevating up & out (optional item)
Eye level	approx. 20'4" (6.2 m)

Undercarriage

Model	MP41E 4-point outriggers
Tires	8 x 12.00-24 solid rubber

B18-1



Lift capacities are stated in pounds. Values in [] are stated in metric tons. Indicated figures are based on ISO 10567 and do not exceed 75% or tipping and 87% of hydraulic capacity and machine standing on firm, level supporting surface. Loads are valid for 360° with machine support outriggers. Lifting capacities do not include working equipment such as orange peel grapples, magnets, clamshells, etc. The load point is the center line of the attachment pivot mounting pin on the stick. Their weights must be deducted from the numbers indicated in the lift charts. Please contact SENNEBOGEN or your local dealer for optimum attachment selection. The operator / user of the machine should be fully acquainted with the operator's & safety manual provided by SENNEBOGEN. Capacities apply only to the machine as originally manufactured and equipped by SENNEBOGEN.

Lift Capacities - 835 M "E"

Working Equipment K16-1 ULM

Reach	50'11" (15.54 m)
Boom	29'10" (9.1 m)
Stick	21'8" (6.6 m) ULM
Boom pos.	1

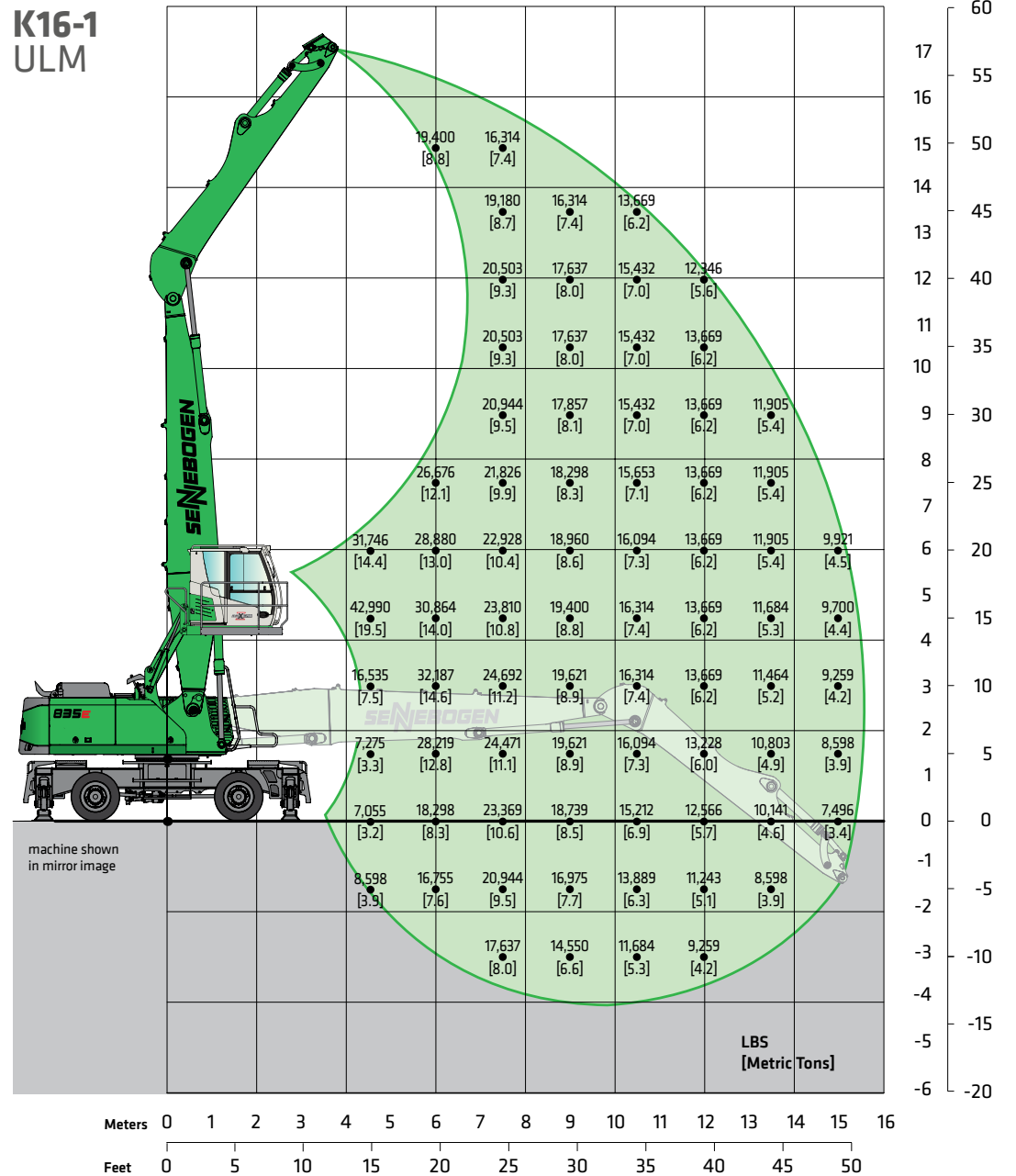
Operator's Cab

Model	E270 Maxcab hydraulic elevating up
Eye level	approx. 20'4" (6.2 m)

Undercarriage

Model	MP41E 4-point outriggers
Tires	8 x 12.00-24 solid rubber

K16-1 ULM



Lift capacities are stated in pounds. Values in [] are stated in metric tons. Indicated figures are based on ISO 10567 and do not exceed 75% or tipping and 87% of hydraulic capacity and machine standing on firm, level supporting surface. Loads are valid for 360° with machine support outriggers. Lifting capacities do not include working equipment such as orange peel grapples, magnets, clamshells, etc. The load point is the center line of the attachment pivot mounting pin on the stick. Their weights must be deducted from the numbers indicated in the lift charts. Please contact SENNEBOGEN or your local dealer for optimum attachment selection. The operator / user of the machine should be fully acquainted with the operator's & safety manual provided by SENNEBOGEN. Capacities apply only to the machine as originally manufactured and equipped by SENNEBOGEN.

Technical Specifications - 835 R-HD “E”

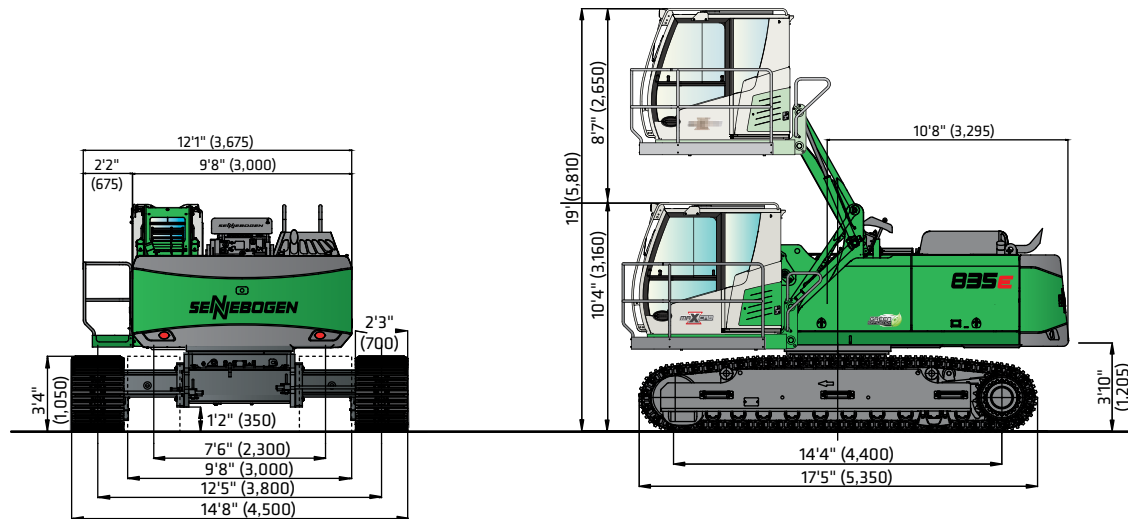
ENGINE	
model	Cummins QSL9-C300
type	in-line, 6 cylinder, cooled exhaust gas recirculation, water cooled
emission	EPA Tier 4 Final
net power	305 HP (224 kW) @ 2,200 rpm
injection	high pressure common-rail
displacement	543.1 cu.in. (8.9 L)
bore	4.49 in (114 mm)
stroke	5.69 in (145 mm)
aspiration	turbo charged, charge air cooled
fuel tank	165 gal (625L)
air filtration	direct flow filtration system dual stage filter with pre-filter
control	integrated ECM automatic idle - stop eco mode
HYDRAULIC SYSTEM	
system type	LUDV load sensing pilot pressure controlled open center
pump type	variable-displacement axial-piston pump
max. pump flow	196 gpm (740 l/m)
max. pressure	5,076 psi (350 bar)
hydraulic tank	135 gal (510 L)
hydraulic system	180 gal (680 L)
filtration	dual filtration system 3 micron (HydroClean)
COOLING	
cooling type	cool-on-demand, suction-type fan system, side by side
hydraulic / water	hydraulic fan drive axial piston pump, reversible fan thermostatically controlled, closed loop system
charge air	direct fan drive

ELECTRICAL	
alternator	100 V/Ah
starter	24 V, 7.8 kW
battery	2 x 12 V, 150 Ah
lights	2 x cab roof, type halogen 2 x frame upper carriage, type H4
SWING SYSTEM	
swing speed	0 - 8 rpm
swing hydraulic	open loop
drive	2 x axial piston motor driving planetary gearbox, integrated brake valves
swing brake	multidisc brake, spring loaded
swing bearing	internal teeth, sealed ball bearing
UPPER CARRIAGE	
design	torsion-free upper frame with continuous bearing-plates for optimal power introduction, precision pivot; excellent design; very low noise emission
TRAVEL / UNDERCARRIAGE	
type	crawler T41/380
system	mechanical adjustable wide gauge
drive	independent driven by an axial piston motor through a compact planetary
travel speeds	1 st 0-1.0 mph (0-1.6 km/h) 2 nd 0-1.84 mph (0-3.0 km/h)
shoes	27.6" (700 mm) (triple grouser)
crawler	B6 maintenance free
steering	foot pedals / levers
safety	travel alarm

REFILL CAPACITIES	
fuel tank	165 gal (625 L)
engine cooling system	15.85 gal (60.0 L)
engine oil w / filter	7.53 gal (28.5 L)
hydraulic tank	135 gal (510 L)
hydraulic system	180 gal (680 L)
swing gear (each)	1.06 gal (4.0 L)
final drive (each)	2.38 gal (9.0 L)
swing ring lubrication reservoir	0.26 gal (1.0 L)
central lubrication reservoir	5.5 lb (2.5 kg)
diesel exhaust fluid	7.93 gal (30 L)
MAGNET SYSTEM	
rating	25 kW
voltage (magnetized)	230 V
current (cold condition)	109 Amps
controller	Hubbell
generator	Baldor
drive	hydraulic
WEIGHT	
operating weight	120,151 lb (54,500 kg)

Subject to technical modification.

Dimensions - 835 R-HD "E"



	Boom Length	Stick Length	Transport Length (L)	Transport Height (H1*)	Transport Height (H1/2**)	Transport Width
K16-1	29'10" (9,100 mm)	22'8" (6,900 mm)	44'4" (13,500 mm)	11'4" (3,450 mm)	11'6" (3,500 mm)	9'10" (3,000 mm)
K18-1	33'2" (10,100 mm)	25'11" (7,900 mm)	47'7" (14,500 mm)	11'4" (3,450 mm)	11'6" (3,500 mm)	9'10" (3,000 mm)
B18-1	35'5" (10,800 mm)	25'11" (7,900 mm)	49'6" (15,100 mm)	11'4" (3,450 mm)	11'6" (3,500 mm)	9'10" (3,000 mm)
K16-1 ULM	29'10" (9,100 mm)	21'8" (6,600 mm)	44'4" (13,500 mm)	11'4" (3,450 mm)	11'6" (3,500 mm)	9'10" (3,000 mm)

transport dimensions valid for boom position 1 only • boom position 2 may increase transport height & transport length • handrails, catwalks & other accessories are disassembled for transportation •
 *optional cab E300/260 will increase machine transport height by 2" (50 mm) • **only valid with 8" (200 mm) rise of machine and/or clearance for boom/stick lowering

Lift Capacities - 835 R-HD "E"

Working Equipment K16-1

Reach	51'6" (15.69 m)
Boom	29'10" (9.1 m)
Stick	22'8" (6.9 m)
Boom pos.	1

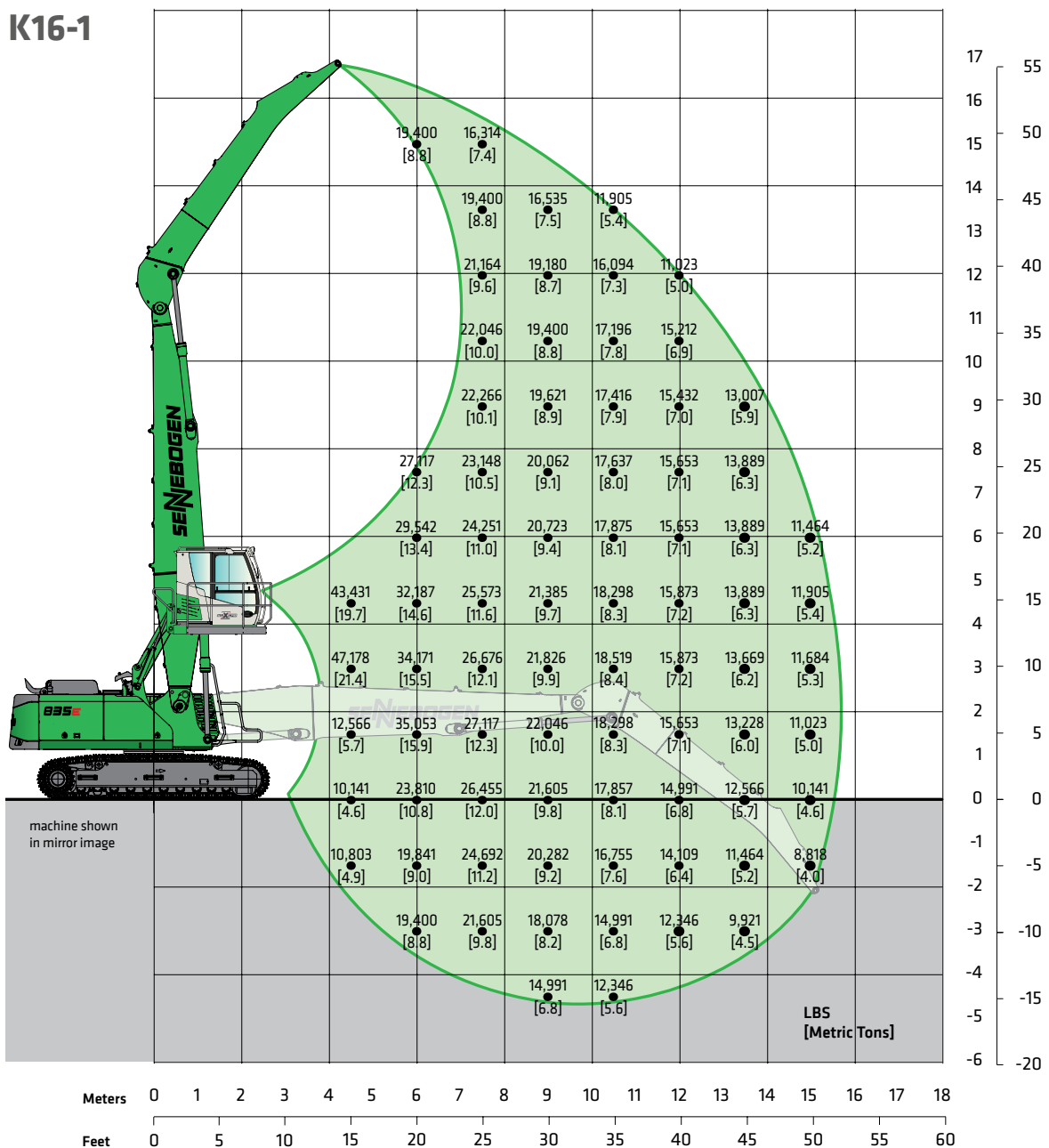
Operator's Cab

Model	E270 Maxcab hydraulic elevating up 8'8" (2.65 m) elevation
Eye level	approx. 19' (5.8 m)

Undercarriage

Model	T41/380
Tracks	B6 triple grouser shoes 27.6" (700 mm)

K16-1



Lift capacities are stated in pounds. Values in [] are stated in metric tons. Indicated figures are based on ISO 10567 and do not exceed 75% or tipping and 87% of hydraulic capacity and machine standing on firm, level supporting surface. Loads are valid for 360° with machine support outriggers. Lifting capacities do not include working equipment such as orange peel grapples, magnets, clamshells, etc. The load point is the center line of the attachment pivot mounting pin on the stick. Their weights must be deducted from the numbers indicated in the lift charts. Please contact SENNEBOGEN or your local dealer for optimum attachment selection. The operator / user of the machine should be fully acquainted with the operator's & safety manual provided by SENNEBOGEN. Capacities apply only to the machine as originally manufactured and equipped by SENNEBOGEN.

Lift Capacities - 835 R-HD "E"

K18-1

Working Equipment K18-1

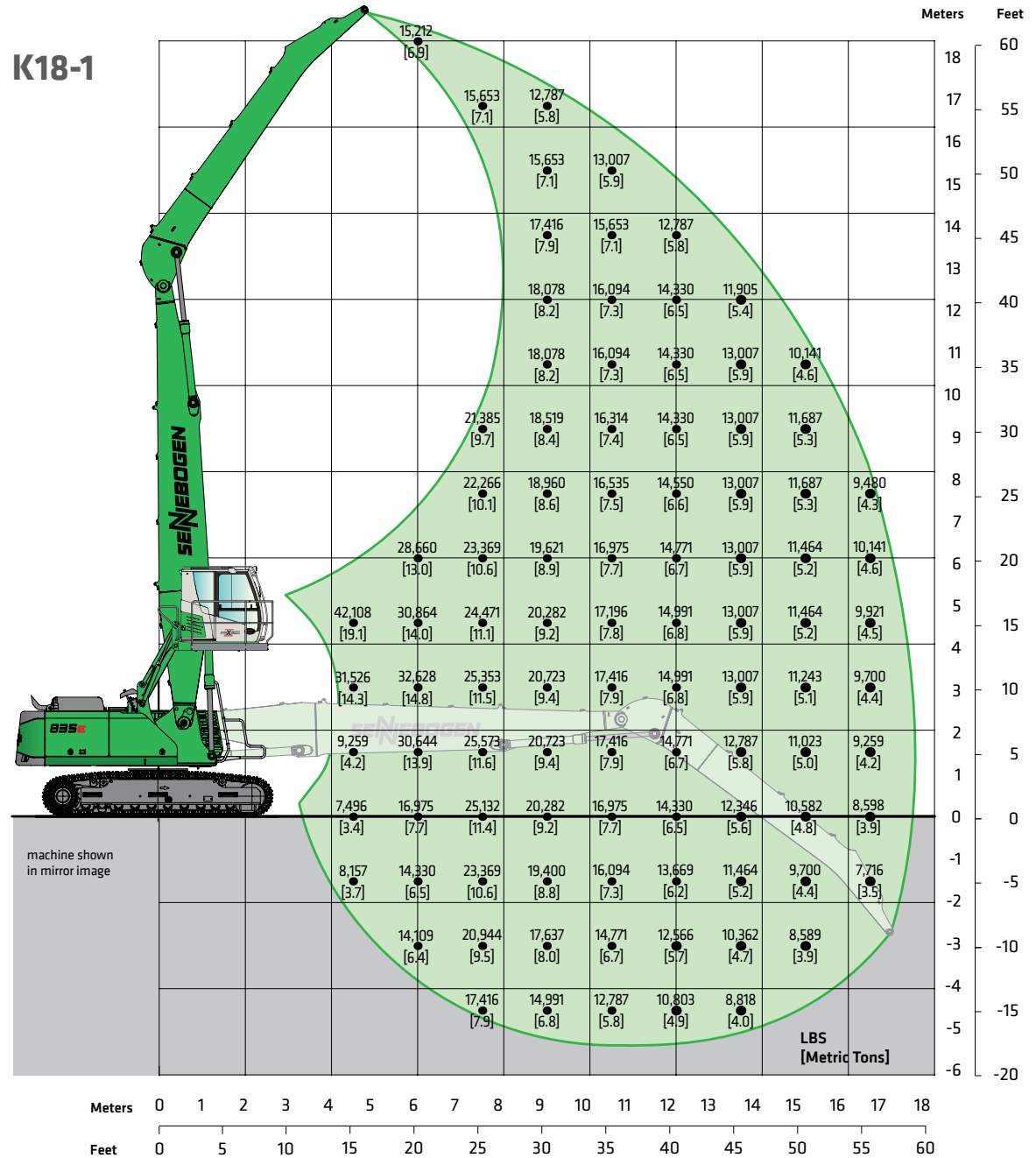
Reach	57'8" (17.58 m)
Boom	33'2" (10.1 m)
Stick	25'11" (7.9 m)
Boom pos.	1

Operator's Cab

Model	E270 Maxcab hydraulic elevating up 8'8" (2.65 m) elevation
Eye level	approx. 19' (5.8 m)

Undercarriage

Model	T41/380
Tracks	B6 triple grouser shoes 27.6" (700 mm)



Lift capacities are stated in pounds. Values in [] are stated in metric tons. Indicated figures are based on ISO 10567 and do not exceed 75% or tipping and 87% of hydraulic capacity and machine standing on firm, level supporting surface. Loads are valid for 360° with machine support outriggers. Lifting capacities do not include working equipment such as orange peel grapples, magnets, clamshells, etc. The load point is the center line of the attachment pivot mounting pin on the stick. Their weights must be deducted from the numbers indicated in the lift charts. Please contact SENNEBOGEN or your local dealer for optimum attachment selection. The operator / user of the machine should be fully acquainted with the operator's & safety manual provided by SENNEBOGEN. Capacities apply only to the machine as originally manufactured and equipped by SENNEBOGEN.

Lift Capacities - 835 R-HD "E"

Working Equipment B18-1

Reach	58'6" (17.83 m)
Boom	35'5" (10.8 m)
Stick	25'11" (7.9 m)
Boom pos.	1

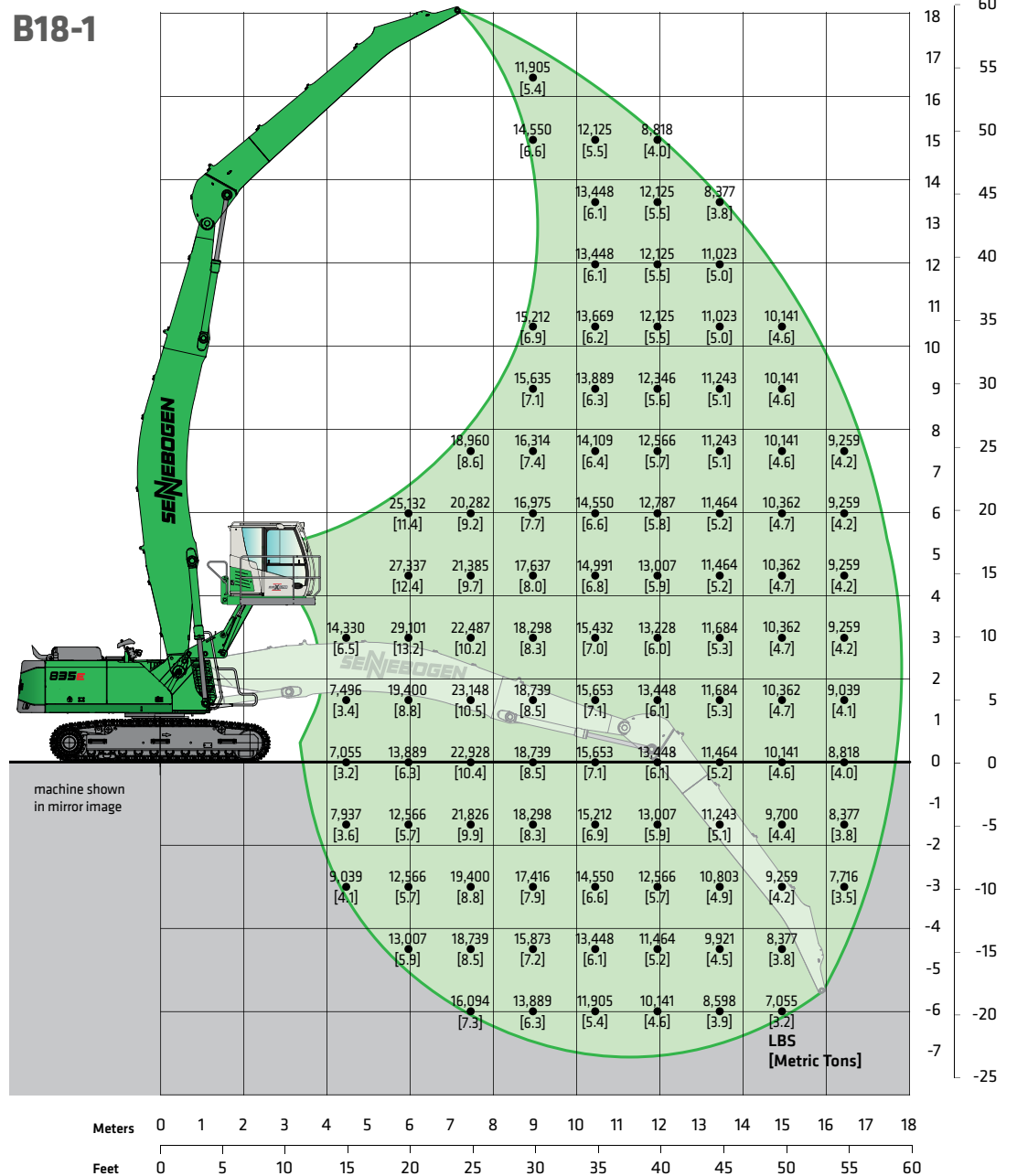
Operator's Cab

Model	E300/260 Maxcab hydraulic elevating up & out (optional item)
Eye level	approx. 20'4" (6.2 m)

Undercarriage

Model	T41/380
Tracks	B6 triple grouser shoes 27.6" (700 mm)

B18-1



Lift capacities are stated in pounds. Values in [] are stated in metric tons. Indicated figures are based on ISO 10567 and do not exceed 75% or tipping and 87% of hydraulic capacity and machine standing on firm, level supporting surface. Loads are valid for 360° with machine support outriggers. Lifting capacities do not include working equipment such as orange peel grapples, magnets, clamshells, etc. The load point is the center line of the attachment pivot mounting pin on the stick. Their weights must be deducted from the numbers indicated in the lift charts. Please contact SENNEBOGEN or your local dealer for optimum attachment selection. The operator / user of the machine should be fully acquainted with the operator's & safety manual provided by SENNEBOGEN. Capacities apply only to the machine as originally manufactured and equipped by SENNEBOGEN.

Standard / Optional Equipment

ENGINE	835 M	835 R-HD
Water separator in fuel line	●	●
Automatic idle / engine stop control	●	●
Eco mode	●	●
Visual fuel tank check	●	●
Engine block & water separator pre-heater	○	○
ELECTRIC		
Battery disconnect switch	●	●
Centralized fuse box	●	●
Battery jump start connection from ground level	●	●
HYDRAULIC		
Pilot pressure controlled variable displacement pump	●	●
Thermostatically controlled cooling system	●	●
Centralized hydraulic test ports	●	●
Protection covers for pilot pressure control valves	●	●
3 micron dual filtration system	●	●
Load sensing, flow on demand hydraulic system	●	●
Optimized hydraulic pump regulation (GLR)	●	●
Visual hydraulic tank check from ground level	●	●
Attachments open, close & rotation hydraulics	●	●
Hydraulic tank shut off valve	●	●
Electrical hydraulic tank pre-heater	○	○
Biodegradable hydraulic oil	○	○
Hydraulic circuit for scrap shear	○	○
Hydraulic circuit for hammer, breaker	○	○
Additional hydraulic circuits	○	○
Attachment return filtration filters (60 µm)	○	○
SWING SYSTEM		
360° protection cover, removable	●	●
Manual driven swing gear pinion lubrication pump	●	●
MAGNET SYSTEM		
Hydraulic driven generator	●	●
Magnet controller	●	●
Magnet suspension link	○	○

UPPER CARRIAGE	835 M	835 R-HD
Rearview & right side view camera system	●	●
Automatic lubrication system	●	●
Anti-slip mats on walking area	●	●
Lockable side doors	●	●
Handrails on top of upper carriage	●	●
Mirror left side	●	●
Removable panels	●	●
Turning signal lights in upper carriage frame	●	N/A
Additional light package	○	○
Custom colors	○	○
Seawater paint coating	○	○
OPERATOR'S CAB (Maxcab Industry)		
Hydraulic elevating up and out cab E260	●	●
Multi adjustable, air suspended operator's seat	●	●
3" (76 mm) seat belt	●	●
Seat heater	●	●
Automatic climate control (heater / AC)	●	●
Air outlets w / defroster	●	●
Storage area for lunch box	●	●
Large cup holder	●	●
Fire extinguisher	●	●
Tinted windows with safety glass	●	●
Door window as sliding window	●	●
Radio with USB and SD port, MP3 and Bluetooth	●	●
Removable floor mat	●	●
SenCon diagnostic system	●	●
Multicolor monitor	●	●
Tilt out front window	●	●
Halogen light package on cab roof	●	●
Mechanical hour meter	●	●
Sliding door	●	●
Catwalk w / handrail	●	●
12 V / 24 V power outlet	●	●
Windshield wiper and washers	●	●
Emergency exit hammer	●	●
Safety lever	●	●

Standard / Optional Equipment

OPERATOR'S CAB (Maxcab Industry) continued	835 M	835 R-HD
Sun shades	●	●
Interior lighting	●	●
Rain cover front window	●	●
Outside mirror	●	●
Optical and acoustic warning system	●	●
Positive filtered ventilation (pressurized cab)	●	●
Safety check valves for elevating cab cylinder	●	●
Foot rest	●	●
Maxcab industry	●	●
Windshield protection guard	○	○
Skylight protection guard	○	○
Skylight FOPS guard	○	○
Bulletproof windshield	●	●
Bulletproof skylight	●	●
Polycarbonate side windows	○	○
Additional light package	○	○
Fixed cab elevation	○	○
Hydraulic elevating up and out cab E300/260	○	○
Operator's cab with floor window	○	○
Steering column instead of joystick steering	○	N/A
Steering column in combination with joystick steering	○	N/A
Additional cameras	○	○
WORKING EQUIPMENT		
Purpose-built material handling boom	●	●
Purpose-built material handling stick	●	●
Attachment hydraulic line connections with ball valves	●	●
Boom position 1	●	●
Safety check valves for stick cylinders	●	●
Safety check valves for boom cylinders	●	●
Cylinder end position dumping	●	●
Boom hoist limitation	●	●
Bronze bushings connected to automatic lubrication system	●	●
Stick limitation	●	●
LED light package boom	○	○
LED light package stick	○	○
Purpose-built material handling stick with reversing linkage	○	○
Purpose-built material handling boom for scrap shears	○	○
Boom position 2	○	○

UNDERCARRIAGE	835 M	835 R-HD
Robust designed material handling under carriage	●	N/A
Heavy duty axles	●	N/A
Solid rubber tires 12.00-24 (8x) incl. intermediate ring	●	N/A
Front axle oscillating w/axle unlock (travel position)	●	N/A
Dual stage power shift transmission	●	N/A
Drive train protection guards	●	N/A
Centralized lubrication points	●	N/A
Servo brake system	●	●
4-point outriggers w/integrated safety check valves in outrigger cylinders	●	N/A
Tool and storage compartments, lockable	●	N/A
Travel alarm	●	●
Heavy duty designed material handling under carriage	N/A	●
Crawler under carriage with mechanical adjustable tracks	N/A	●
Heavy duty crawler track frame	N/A	●
27.6" (700 mm) triple grouser track shoes, canted	N/A	●
Maintenance free crawlers B6	N/A	●
Hydraulic chain tension device	N/A	●
Individual outrigger control	○	N/A
Increased size outrigger pads to decrease ground pressure	○	N/A
Pneumatic tires	○	N/A
Towing hitch package	○	N/A
31.5" (800 mm) triple grouser track shoes, canted	N/A	○
27.6" (700 mm) forged flat track shoes, canted	N/A	○
Crawler under carriage with hydraulic adjustable tracks	N/A	○
ATTACHMENTS		
Orange peel grapple	○	○
Mag grapple	○	○
Clamshell	○	○
Magnet	○	○
Log grapple	○	○
Scrap shear	○	○
Power attachment	○	○
Pipe handler	○	○
Live heel	○	○

Standard Equipment ● Optional Equipment ○

Subject to technical modification.

OUR COMPLETE LINE OF **PURPOSE-BUILT MATERIAL HANDLERS**



SENNEBOGEN LLC
1957 Sennebogen Trail
Stanley, NC 28164 USA

Phone +1 (704) 347-4910
Fax +1 (704) 347-8894
Email sales@sennebogenllc.com